

# PB 337




The PB 337 bed is a special long-term care bed which unlike conventional beds has the ability for the mattress height to be lowered to a level of approx. 23 cm. The low position of the bed makes it easier to access for people with coordination problems and it increases patient safety even when the bed rails are lowered.



In the picture: PB 337 bed, standard design in beech. Accessories: cabinet Rubens 3 beech.

# PB 337



Standard design

## DETAILS:

- |   |                                    |
|---|------------------------------------|
| 1. Lowest mattress support platform level of 29 cm    | 4. Brake castors                   |
| 2. Built-in actuators for bed lifting                 | 5. Handset with lockable functions |
| 3. Mattress support platform with firmness adjustment | 6. Knee section adjustment         |

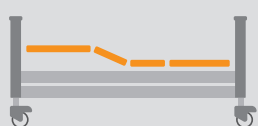
## OPTIONS:

wide range of mattress support platform base and dimensions • length and mattress support choices


## BASIC TECHNICAL DATA:

Safe working load:	175,0 kg
Maximum user weight:	140,0 kg
Mattress support platform height adjustment	from 23 to 63 cm
Back rest adjustment:	0 ÷ 70°
Lower leg rest adjustment:	0 ÷ 20°
External dimensions (length × width):	219 × 102 cm
Clearance under the bed:	approx. 7 cm
Total weight:	101,4 kg
Castors:	100 mm with a brake

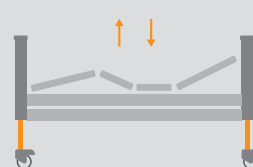
## FUNCTIONS:



ADJUSTABLE LEG SECTIONS



ADJUSTABLE BACK SECTIONS



ADJUSTABLE HEIGHT OF MATTRESS SUPPORT PLATFORM



ANTI- TRENDELENBURG POSITION